



2017

2017-043

2017 08

ZHU WEI()

()

1

2

PLC

3

4

5

2008

2011

2014

GR201433001132

2014

10 27 2017 10 26

2017

| | |
|-------|------------|
| | 2 |
| | 7 |
| | 10 |
| | 12 |
| | 23 |
| | 32 |
| | 37 |
| | 38 |
| | 39 |
| | 40 |
| | 104 |

| | | |
|-------|--|---------------------------|
| | | |
| / / | | |
| | | |
| | | Broadex Technologies Inc. |
| Kaiam | | Kaiam Corporation |
| | | |
| | | |
| PLC | | |

| | | | |
|--|--|--|--------------------------------|
| | | | 300548 |
| | | | |
| | | | |
| | | | |
| | | | |
| | | | Broadex Technologies Co., Ltd. |
| | | | BROADEX |
| | | | ZHU WEI() |

| | | |
|--|------------------------|------------------------|
| | | |
| | | |
| | 306 | 306 |
| | 0573-82585880 | 0573-82585880 |
| | 0573-82585881 | 0573-82585881 |
| | stock@broadex-tech.com | stock@broadex-tech.com |

1

2016

2

2016

3

| | | | | | |
|--|------------|-------|------------------------|-----------------|------------|
| | | | | | |
| | 2011 12 29 | 1 207 | 330400400008567 | 330401751914583 | 75191458-3 |
| | 2017 01 09 | 306 | 913300007519145 83X | / | / |
| | 2017 01 17 | | | | |
| | 2017-003 | | | | |

4

| | | | |
|---|----------------|----------------|----------|
| | | | |
| | 183,391,251.89 | 150,594,537.53 | 21.78% |
| | 42,014,813.17 | 32,001,889.65 | 31.29% |
| | 35,226,800.59 | 30,668,990.54 | 14.86% |
| | -19,147,961.49 | 26,590,514.78 | -172.01% |
| / | 0.51 | 0.52 | -1.92% |
| / | 0.51 | 0.52 | -1.92% |
| | 7.33% | 10.20% | -2.87% |
| | | | |
| | 656,725,383.16 | 632,075,208.52 | 3.90% |
| | 580,265,399.63 | 554,791,076.16 | 4.59% |

1

2

| | | |
|--|--|--|
| | | |
| | | |

MEMS

PLC

MEMS

VMUX PLC VOA MEMS DWDM AWG

AWG

| | | |
|--|-----------|---------|
| | | |
| | | |
| | 38.88 | 100% |
| | 10,139.47 | 56.61% |
| | 851.35 | 43.48% |
| | 3,174.26 | 31.34% |
| | 112.12 | 78.40% |
| | 99.57 | 110.91% |
| | 2,934.17 | 41.24% |
| | 262.05 | 57.86% |

2

| | | | | | | | | |
|-------|--|-------|--|--|--|--|--|-------|
| | | | | | | | | |
| KAIAM | | 5,348 | | | | | | 9.22% |

| | | | | |
|--|-----------------|----------------|-----------|--|
| | | | | |
| | 429,429.58 | -483,333.74 | 188.85% | |
| | 7,684,872.51 | 5,216,388.10 | 47.32% | |
| | 10,692,725.60 | 7,906,754.70 | 35.24% | |
| | -19,147,961.49 | 26,590,514.78 | -172.01% | |
| | -64,984,075.46 | -2,569,969.58 | 2,428.59% | |
| | -16,534,000.00 | -12,600,000.00 | 31.22% | |
| | -100,786,644.70 | 11,802,906.73 | -953.91% | |

10%

| | | | | | | |
|--|----------------|---------------|--------|---------|---------|--------|
| | | | | | | |
| | 104,613,604.06 | 68,817,471.13 | 34.22% | -21.78% | -16.24% | -4.35% |
| | 78,777,647.83 | 47,909,518.01 | 39.18% | 367.50% | 311.89% | 8.21% |
| | 81,874,215.23 | 58,308,604.15 | 28.78% | -24.70% | -17.34% | -6.34% |
| | 101,517,036.66 | 58,418,384.99 | 42.45% | 142.49% | 151.22% | -2.00% |

| | | | | |
|--|--|--|--|--|
| | | | | |
|--|--|--|--|--|

| | | | | |
|--|--------------|--------|--------|--|
| | 2,275,853.39 | 4.58% | 100% | |
| | | 0.00% | | |
| | 2,360,401.94 | 4.75% | 4.67% | |
| | 5,930,317.21 | 11.93% | 28.02% | |
| | 218,355.84 | 0.44% | 69.17% | |
| | | | | |

2

3

486,473.78

1

| | | |
|---------------|------|---------|
| | | |
| 34,457,500.00 | 0.00 | 100.00% |

2



| | | | | | | | | | | | | | |
|--|----|----|-------------------|----|----|----|----|----|------|------|----|----|----|
| | | | | | | | | | | | | | |
| | -- | -- | 53,480, 110.00 | -- | -- | -- | -- | -- | 0.00 | 0.00 | -- | -- | -- |

3**4**

| | () | (1) | (2) | (3) (2)/(1) | | | | | | |
|------|-----|---------|---------|----------------|----------|--------|---------------|--------|----------|--|
| | | 9,962.4 | 9,962.4 | 821.95 | 7,215.93 | 72.43% | 2018 09 30 | 791.84 | 3,085.41 | |
| MEMS | | 3,138.6 | 3,138.6 | 0 | 687.05 | 21.89% | 2018 09 30 | 0.24 | -35.77 | |
| | | 4,792.6 | 4,792.6 | 733.73 | 1,315.96 | 27.46% | 2018 09 30 | | | |

24

1,808.13 1,808.13 456.81

| | | | |
|--|------------|------------|----------|
| | 2016 10 28 | | |
| | | 2016 10 31 | |
| | 7,750.83 | () | () 2016 |
| | 7913) | | |
| | | | |
| | | | |
| | | | |
| | | | |
| | | | |


3

6

1

| | | | | | | | | | | | | | |
|--|--|--|--|--|--|--|--|--|--|--|--|--|--|
| | | | | | | | | | | | | | |
|--|--|--|--|--|--|--|--|--|--|--|--|--|--|

2016 2017
11 09 02 09



| | | | | | | | | | | | | | |
|--|--|--|--|--|--|--|--|--|--|--|--|--|--|
| | | | | | | | | | | | | | |
|--|--|--|--|--|--|--|--|--|--|--|--|--|--|

| | | | | |
|--------|----|---|-------|---|
| | | | | |
| 0 | | 0 | 23.29 | 0 |
| | | | | |
| 0 | | 0 | 33.27 | 0 |
| 0 | | 0 | 25.87 | 0 |
| 28,500 | -- | 0 | | 0 |
| | | | | 0 |
| | | | | |
| | | | | |

3

1

2

2017 1-9

1

3

4

5

2008

GR201433001132

2011

2014

2014 10 27 2017

10 26



RONGZHI(

)



| | | | | | | |
|--|--|--|-----|---------------|--|---|
| | | | | | | |
| | | | 12 | 2016 09 22 | | = |
| | | | 25% | | | |

| | | | | | | |
|--|--|--|----|---------------|--|--|
| | | | | | | |
| | | | 36 | 2016 09 22 | | |
| | | | | 2016 09 22 | | |

| | | | | | | |
|--|--|--|--|---------------|--|--|
| | | | | | | |
| | ZHU WEI() XIE PING PETER() | | | 2016 09 22 | | |

| | | | | | | | |
|--|--|--|--|--|--|--|--|
| 2016 10 18 2016 0107 113 1 5 A F 0446229 1 5 A F 0446229 | | | | | | | |
|--|--|--|--|--|--|--|--|

1

2

3

4

5

1

1

2

3

1 1658 6C 65.71

2

“ ” “ ” “ ”

10%

10%

2


3

1

2

1

| | 62,000,000 | 75.00% | 0 | 0 | 0 | 0 | 0 | 62,000,000 | 75.00% |
|---|------------|---------|---|---|---|---|------------|------------|--------|
| 1 | 0 | 0.00% | 0 | 0 | 0 | 0 | 0 | 0 | 0.00% |
| 2 | 0 | 0.00% | 0 | 0 | 0 | 0 | 0 | 0 | 0.00% |
| 3 | 39,500,000 | 47.78% | 0 | 0 | 0 | 0 | 39,500,000 | 47.78% | |
| | 32,070,000 | 38.79% | 0 | 0 | 0 | 0 | 32,070,000 | 38.79% | |
| | 7,430,000 | 8.99% | 0 | 0 | 0 | 0 | 7,430,000 | 8.99% | |
| 4 | 22,500,000 | 27.22% | 0 | 0 | 0 | 0 | 22,500,000 | 27.22% | |
| | 2,100,000 | 2.54% | 0 | 0 | 0 | 0 | 2,100,000 | 2.54% | |
| | 20,400,000 | 24.68% | 0 | 0 | 0 | 0 | 20,400,000 | 24.68% | |
| | 20,670,000 | 25.00% | 0 | 0 | 0 | 0 | 20,670,000 | 25.00% | |
| 1 | 20,670,000 | 25.00% | 0 | 0 | 0 | 0 | 20,670,000 | 25.00% | |
| 2 | 0 | 0.00% | 0 | 0 | 0 | 0 | 0 | 0.00% | |
| 3 | 0 | 0.00% | 0 | 0 | 0 | 0 | 0 | 0.00% | |
| 4 | 0 | 0.00% | 0 | 0 | 0 | 0 | 0 | 0.00% | |
| | 82,670,000 | 100.00% | 0 | 0 | 0 | 0 | 82,670,000 | 100.00% | |



| | | | | | | | | |
|---------------|---|-------------------------------|-----------|------------------|-----------|---|--|-----------|
| LIMITED | | | | | | | | |
| JIANG RONGZHI | | 2.18% | 1,800,000 | 0 | 1,800,000 | 0 | | |
| WANG XIAOHONG | | 2.18% | 1,800,000 | 0 | 1,800,000 | 0 | | |
| | | 1.56% | 1,290,000 | 0 | 1,290,000 | 0 | | 1,290,000 |
| 10 3 | | | | | | | | |
| | 1 | ZHU WEI() | | 2012 9 10 | | | | |
| | | 36 | | | | | | |
| | | 2 ZHU WEI() WANG XIAOHONG() | | JIANG RONGZHI() | | | | |
| 10 | | | | | | | | |
| | | | | | | | | |
| | | | | | 538,081 | | | 538,081 |
| | | | | | 272,408 | | | 272,408 |
| | | | | | 134,000 | | | 134,000 |
| | | | | | 133,700 | | | 133,700 |
| | | | | | 129,837 | | | 129,837 |
| | | | | | 115,000 | | | 115,000 |
| | | | | | 95,100 | | | 95,100 |
| | | | | | 87,800 | | | 87,800 |
| | | | | | 83,000 | | | 83,000 |
| | | | | | 81,100 | | | 81,100 |
| 10 | | | 10 | | | | | 10 |

2016

1

2017 06 30

| | | |
|--|----------------|----------------|
| | | |
| | | |
| | 77,727,399.98 | 179,122,064.04 |
| | | |
| | | |
| | | |
| | | |
| | 28,095,408.23 | 19,581,897.78 |
| | 133,011,556.67 | 101,268,986.43 |
| | 336,540.88 | 1,557,725.56 |
| | | |
| | | |
| | | |
| | | |
| | 1,893,373.92 | 897,705.66 |
| | | |
| | 100,495,655.23 | 71,154,001.65 |

| | | |
|--|----------------|----------------|
| | | |
| | | |
| | 158,275,198.98 | 146,140,665.00 |
| | | |

| | | |
|--|---------------|---------------|
| | 48,556,743.18 | 41,401,551.41 |
| | 31,323.72 | 35,655.07 |
| | | |
| | | |
| | 12,608,426.13 | 14,407,335.50 |
| | 3,264,372.82 | 3,273,794.20 |
| | | |
| | | |
| | 959,106.84 | 982,127.82 |
| | | |
| | | |
| | | |
| | | |
| | | |
| | | |
| | | |
| | 70,284,710.40 | 70,847,171.93 |
| | | |
| | | |
| | | |
| | | |
| | | |
| | | |
| | | |
| | | |
| | | |
| | | |
| | 5,925,429.04 | 6,436,960.43 |
| | 249,844.09 | |
| | | |
| | 6,175,273.13 | 6,436,960.43 |
| | 76,459,983.53 | 77,284,132.36 |
| | | |
| | 82,670,000.00 | 82,670,000.00 |
| | | |

| | | |
|--|----------------|----------------|
| | | |
| | | |
| | 224,749,263.76 | 224,749,263.76 |
| | | |
| | 72,308.84 | 78,798.54 |
| | | |
| | 33,138,077.63 | 33,138,077.63 |
| | | |
| | 239,635,749.40 | 214,154,936.23 |
| | 580,265,399.63 | 554,791,076.16 |
| | | |
| | 580,265,399.63 | 554,791,076.16 |
| | 656,725,383.16 | |

| | | |
|--|----------------|----------------|
| | | |
| | 53,480,110.00 | 19,022,610.00 |
| | | |
| | | |
| | 613,700.00 | 25,613,700.00 |
| | | |
| | 89,205,464.14 | 75,536,756.05 |
| | 388,848.04 | |
| | | |
| | | |
| | | |
| | 6,865,236.65 | 7,072,800.81 |
| | | |
| | | |
| | 1,249,476.66 | 1,576,701.54 |
| | 3,792,274.26 | 4,612,305.57 |
| | 1,908,839.52 | 4,529,338.84 |
| | 157,503,949.27 | 137,964,212.81 |
| | 656,706,609.46 | 631,450,149.36 |
| | | |
| | | |
| | | |
| | 4,864,737.71 | 10,746,707.93 |
| | 48,556,743.18 | 41,392,977.91 |
| | 31,323.72 | 35,455.07 |
| | 12,608,426.13 | 14,407,335.50 |
| | | |

| | | |
|--|---------------|---------------|
| | | |
| | | |
| | 70,284,032.96 | 70,813,148.81 |
| | | |
| | | |
| | | |
| | | |
| | | |
| | | |

| | | |
|-----|----------------|----------------|
| | 183,391,251.89 | 150,594,537.53 |
| | 183,391,251.89 | 150,594,537.53 |
| | | |
| | | |
| | 142,851,768.94 | 117,879,673.16 |
| | 116,726,989.14 | 93,790,769.48 |
| | | |
| | | |
| | | |
| | | |
| | | |
| | 896,866.32 | 1,555,839.72 |
| | 2,084,098.42 | 1,751,919.41 |
| | 20,353,983.54 | 18,788,468.73 |
| | 429,429.58 | -483,333.74 |
| | 2,360,401.94 | 2,476,009.56 |
| “ ” | | |
| “ ” | 2,275,853.39 | |
| | | |
| “ ” | | |
| | 1,172,387.97 | |
| “ ” | 43,987,724.31 | 32,714,864.37 |
| | 5,930,317.21 | 4,632,485.38 |
| | | |

| | | |
|----|---------------|---------------|
| | 42,014,813.17 | 32,001,889.65 |
| | | |
| | -6,489.70 | 13,576.44 |
| | -6,489.70 | 13,576.44 |
| | | |
| 1. | | |
| 2. | | |
| | -6,489.70 | 13,576.44 |
| 1. | | |
| 2. | | |
| 3. | | |
| 4. | | |
| 5. | -6,489.70 | 13,576.44 |
| 6. | | |
| | | |
| | 42,008,323.47 | 32,015,466.09 |
| | 42,008,323.47 | 32,015,466.09 |
| | | |
| | | |
| | 0.51 | 0.52 |
| | 0.51 | 0.52 |

ZHU WEI()

4

| | | |
|--|----------------|----------------|
| | | |
| | 183,391,251.89 | 150,594,537.53 |
| | 116,726,989.14 | 93,790,769.48 |
| | 896,865.15 | 1,555,839.72 |
| | 2,084,098.42 | 1,687,841.41 |

| | | |
|----|---------------|---------------|
| 1. | | |
| 2. | | |
| 3. | | |
| 4. | | |
| 5. | | |
| 6. | | |
| | 42,581,263.25 | 32,055,691.00 |
| | | |
| | | |
| | | |

5

| | | |
|--|----------------|----------------|
| | | |
| | | |
| | 149,245,727.93 | 143,549,573.99 |
| | | |
| | | |
| | | |
| | | |
| | | |
| | | |
| | | |
| | | |
| | | |

| | | |
|--|----------------|----------------|
| | 163,741,707.05 | 152,188,341.25 |
| | 125,166,929.37 | 70,301,606.25 |
| | | |
| | | |
| | | |
| | | |
| | 39,506,206.64 | 30,458,323.79 |
| | | 15,978,068.69 |
| | | 8,859,827.74 |
| | 182,889,668.54 | 125,597,826.47 |
| | -19,147,961.49 | 26,590,514.78 |
| | | |
| | 287,338,129.95 | |
| | | |
| | 100.00 | |
| | | |
| | | |
| | 287,338,229.95 | |
| | 19,864,805.41 | 2,569,969.58 |
| | 332,457,500.00 | |
| | | |
| | | |
| | | |
| | 352,322,305.41 | 2,569,969.58 |
| | -64,984,075.46 | -2,569,969.58 |
| | | |
| | | |

| | | |
|--|-----------------|----------------|
| | | |
| | | |
| | | |
| | | |
| | | |
| | 16,534,000.00 | 12,400,000.00 |
| | | |
| | | 200,000.00 |
| | 16,534,000.00 | 12,600,000.00 |
| | -16,534,000.00 | -12,600,000.00 |
| | -120,607.75 | 382,361.53 |
| | -100,786,644.70 | 11,802,906.73 |
| | 178,027,570.90 | 84,580,605.16 |
| | 77,240,926.20 | 96,383,511.89 |

6

| | | |
|--|----------------|----------------|
| | | |
| | | |
| | 149,245,727.93 | 143,394,854.59 |
| | 5,501,035.28 | 4,737,535.78 |
| | 8,975,777.93 | 3,860,339.83 |
| | 163,722,541.14 | 151,992,730.20 |
| | 125,166,929.37 | 70,301,606.25 |
| | 39,506,206.64 | 30,374,752.39 |
| | 9,469,032.16 | 15,978,068.69 |
| | 8,710,411.76 | 8,841,341.52 |
| | 182,852,579.93 | 125,495,768.85 |
| | -19,130,038.79 | 26,496,961.35 |
| | | |
| | 312,906,232.61 | |

| | | |
|--|----------------|----------------|
| | | |
| | | |
| | | |
| | | |
| | 312,906,232.61 | |
| | 19,864,805.41 | 2,569,969.58 |
| | 332,457,500.00 | |
| | | |
| | | |
| | 352,322,305.41 | 2,569,969.58 |
| | -39,416,072.80 | -2,569,969.58 |
| | | |
| | | |
| | | |
| | | |
| | | |
| | | |
| | | |
| | | |
| | | |
| | | |
| | 16,534,000.00 | 12,400,000.00 |
| | | 200,000.00 |
| | 16,534,000.00 | 12,600,000.00 |
| | -16,534,000.00 | -12,600,000.00 |
| | -101,897.24 | 368,785.09 |
| | -75,182,008.83 | 11,695,776.86 |
| | 151,790,461.33 | 58,914,784.69 |
| | 76,608,452.50 | 70,610,561.55 |

| | 82,670,000.00 | | | | 224,749,263.76 | | 78,798,54 | | 33,138,077.63 | | 214,154,936.23 | | 554,791,076.16 |
|--|---------------|--|--|--|----------------|--|-----------|--|---------------|--|----------------|--|----------------|
| | | | | | | | | | | | | | |
| | | | | | | | | | | | | | |
| | | | | | | | | | | | | | |
| | | | | | | | | | | | | | |
| | 82,670 | | | | 224,749 | | 78,798,54 | | 33,138,077.63 | | 214,154,936.23 | | 554,791,076.16 |

“ ”

| | | | | | | | | | | | | | |
|-----|---|--|--|--|--------|--|---------------|--|--------|--|-------------------|--|-------------------|
| | 0 | | | | 427.66 | | 00 | | 007.73 | | ,097.83 | | ,193.22 |
| “ ” | | | | | | | 13,576. 44 | | | | 19,601, 889.65 | | 19,615, 466.09 |

| | | | | | | | | | | | | | |
|--|--------|--|--|--|--------|--|----|--|--------|--|---------|--|---------|
| | ,000.0 | | | | 427.66 | | 44 | | 007.73 | | ,987.48 | | ,659.31 |
| | 0 | | | | | | | | | | | | |

8

| | 82,670,0 | | | | 224,749,2 | | | | | 33,138,07 | 213,642 | 554,200,0 |
|--|----------|--|--|--|-----------|--|--|--|--|-----------|---------|-----------|
| | 00.00 | | | | 63.76 | | | | | 7.63 | ,698.73 | 40.12 |
| | | | | | | | | | | | | |
| | | | | | | | | | | | | |

| | | | | | | | | | | | |
|---|---------------|--|--|--|---------------|--|--|--|---------------|----------------|----------------|
| 1 | | | | | | | | | | | |
| 2 | | | | | | | | | | | |
| 3 | | | | | | | | | | | |
| 4 | | | | | | | | | | | |
| | | | | | | | | | | -12,400,000.00 | -12,400,000.00 |
| 1 | | | | | | | | | | | |
| 2 | | | | | | | | | | -12,400,000.00 | -12,400,000.00 |
| 3 | | | | | | | | | | | |
| | | | | | | | | | | | |
| 1 | | | | | | | | | | | |
| 2 | | | | | | | | | | | |
| 3 | | | | | | | | | | | |
| 4 | | | | | | | | | | | |
| | | | | | | | | | | | |
| 1 | | | | | | | | | | | |
| 2 | | | | | | | | | | | |
| | | | | | | | | | | | |
| | 62,000,000.00 | | | | 46,022,427.66 | | | | 26,384,007.73 | 184,911,760.61 | 319,318,196.00 |

2017 8 23

() BROADEX TECHNOLOGIES INC.

1

2

12

α 8 8

2

6

33 —

7

- 1
- 2
- (1)
- (2)
- (3)
- (4)
- (5)

8

9

1

2

“ ”

10

1

2

2)

14 —

1)

13 —

3

4

5

| 1 | 1 | 6.00% |
|---|---|---------|
| 1 | 2 | 15.00% |
| 2 | 3 | 30.00% |
| 3 | | 100.00% |

3

| | |
|--|--|
| | |
| | |

12

1

2

3

13

1

2

(1)

“ ” “ ”

“ ”

(2)

A

B

“ ” “ ” “ ” “ ”

B

“ ”

14**1****2**

| | | 10 30 | 10 | 3.00 9.00 |
|--|--|-------|----|-----------|
| | | 10 | 10 | 9.00 |
| | | 5 | 10 | 18.00 |
| | | 5 | 10 | 18.00 |

15

1

2

16

1

2

(1)

A

B

3)

(2)

3

(3)

3

17

1

1

2

| | |
|--|---------|
| | () |
| | 45 4 Z8 |

Z 8

1)

3)

2)

4)

5)

(2)

(3)

2

(1)

(2)

(3)

21

1

2

3

A

B

22 /

1

2

3

4

B

A

23

1

24

1

| 2017 6 12 | | |
|-----------|--|--|
| 16 — | | |
| 2017 | | |
| 1 1 | | |

| 2017 1-6 | | |
|----------|---------------|--|
| | -1,172,387.97 | |
| | 1,172,387.97 | |

| | |
|---------------------------|-----|
| | |
| | 25% |
| BROADEX TECHNOLOGIES INC. | |

2

1
 (2014 05) 2014 2014 1087 2 2017 1-6 15%

2 2012 11 8 (DGY-2012-1757)
 V1.0
 2011 100 V1.0 3%

1

| | |
|--|--|
| | |
|--|--|

| | | |
|--|--------------|--|
| | | |
| | 1,500,000.00 | |
| | 1,500,000.00 | |

3

1

| | | |
|--|--|--|
| | | |
| | | |
| | | |

| | | | (%) | |
|--|--------------|--------------|---------|--|
| | 5,207,054.82 | 5,207,054.82 | 100.00% | |
| | 5,207,054.82 | 5,207,054.82 | 100.00% | |

2

2,095,466.23

3

| | | (%) | |
|--|--|-----|--|
|--|--|-----|--|



| | | |
|--|------------|--------|
| | 86,486.40 | 25.70% |
| | 36,174.56 | 10.75% |
| | 32,760.00 | 9.73% |
| | 30,890.68 | 9.18% |
| | 25,880.00 | 7.69% |
| | 212,191.64 | 63.05% |

5

212,191.64

63.05%

5

1

| | 1,720,995.06 | 82.73% | | | 1,720,995.06 | 636,635.98 | 57.58% | | | 636,635.98 |
|--|--------------|---------|------------|--------|--------------|--------------|---------|------------|--------|------------|
| | 359,242.93 | 17.27% | 186,864.07 | 52.02% | 172,378.86 | 469,050.95 | 42.42% | 207,981.27 | 44.34% | 261,069.68 |
| | 2,080,237.99 | 100.00% | 186,864.07 | 8.98% | 1,893,373.92 | 1,105,686.93 | 100.00% | 207,981.27 | 18.81% | 897,705.66 |

| | 1,720,995.06 | | | |
|--|--------------|--|----|----|
| | 1,720,995.06 | | -- | -- |

| 1 | | | |
|---|--|--|--|

| | | | |
|-----|------------|------------|---------|
| 1 | 91,169.96 | 5,470.20 | 6.00% |
| 1 2 | 48,446.00 | 7,266.90 | 15.00% |
| 2 3 | 65,000.00 | 19,500.00 | 30.00% |
| 3 | 154,626.97 | 154,626.97 | 100.00% |
| | 359,242.93 | 186,864.07 | 52.02% |

2

-21,117.20

3

| | | |
|--|--------------|--------------|
| | | |
| | 245,646.97 | 303,312.02 |
| | 113,595.96 | 165,738.93 |
| | 1,720,995.06 | 636,635.98 |
| | 2,080,237.99 | 1,105,686.93 |

4

| | | | | |
|--|--------------|-----|--------|------------|
| | | | | |
| | 1,720,995.06 | 1 | 82.73% | |
| | 100,000.00 | 3 | 4.81% | 100,000.00 |
| | 57,520.00 | 1 | 2.77% | 3,451.20 |
| | 20,000.00 | 2-3 | 0.96% | 6,000.00 |
| | 20,000.00 | 3 | 0.96% | 20,000.00 |
| | -- | | 92.23% | 129,451.20 |
| | 1,918,515.06 | -- | | |

6

1

| | | |
|--|----------------|----------------|
| | 275,198.98 | 1,140,665.00 |
| | 158,275,198.98 | 146,140,665.00 |

8

1

| | 53,480,110.00 | | 53,480,110.00 | 19,022,610.00 | | 19,022,610.00 |
|--|---------------|--|---------------|---------------|--|---------------|
| | 53,480,110.00 | | 53,480,110.00 | 19,022,610.00 | | 19,022,610.00 |
| | 53,480,110.00 | | 53,480,110.00 | 19,022,610.00 | | 19,022,610.00 |

2

| Kaiam Corporatio n | 19,022,610 .00 | 34,457,500 .00 | | 53,480,110 .00 | | | | | | 2.95% | |
|--------------------------|-------------------|-------------------|--|-------------------|--|--|--|--|--|-------|--|
| | 19,022,610 .00 | 34,457,500 .00 | | 53,480,110 .00 | | | | | | -- | |

| | | | | | |
|----|---------------|---------------|--------------|--------------|----------------|
| | | | | | |
| | | | | | |
| 3. | | 1,665,181.38 | 414,871.51 | | 2,080,052.89 |
| 1 | | 1,665,181.38 | 414,871.51 | | 2,080,052.89 |
| | | | | | |
| 4. | 42,322,091.30 | 80,751,888.38 | 2,668,471.92 | 4,321,968.97 | 130,064,420.57 |
| | | | | | |
| 1. | 8,222,538.85 | 26,152,670.52 | 1,465,604.22 | 1,791,725.65 | 37,632,539.24 |
| 2. | 1,321,275.13 | 3,309,066.38 | 234,629.24 | 233,494.02 | 5,098,464.77 |
| 1 | 1,321,275.13 | 3,309,066.38 | 234,629.24 | 233,494.02 | 5,098,464.77 |
| | | | | | |
| 3. | | 1,498,663.23 | 373,384.35 | | 1,872,047.58 |
| 1 | | 1,498,663.23 | 373,384.35 | | 1,872,047.58 |
| | | | | | |
| 4. | 9,543,813.98 | 27,963,073.67 | 1,326,849.11 | 2,025,219.67 | 40,858,956.43 |
| | | | | | |
| 1. | | | | | |
| 2. | | | | | |
| 1 | | | | | |
| | | | | | |
| 3. | | | | | |
| 1 | | | | | |
| | | | | | |
| 4. | | | | | |
| | | | | | |
| 1. | 32,778,277.32 | 52,788,814.71 | 1,341,622.81 | 2,296,749.30 | 89,205,464.14 |
| 2. | 32,747,546.94 | 39,178,237.16 | 1,363,301.30 | 2,249,320.24 | 75,538,405.64 |

10

1

1. O M ‰NÍ

,232.97

,855.02

,217.58

,305.57

14

| | | |
|--|--------------|--------------|
| | | |
| | 1,908,839.52 | 4,529,338.84 |
| | 1,908,839.52 | 4,529,338.84 |

BROADEX TECHNOLOGIES INC.

45,439.08

15

| | | |
|--|--------------|---------------|
| | | |
| | 4,864,737.71 | 10,746,707.93 |
| | 4,864,737.71 | 10,746,707.93 |

16

1

| | | |
|--|---------------|---------------|
| | | |
| | 45,440,278.74 | 40,476,271.74 |
| | 3,116,464.44 | 925,279.67 |
| | ÅVhG/j | |

18

1

| | | | | |
|---|---------------|---------------|---------------|---------------|
| | | | | |
| | 14,205,068.70 | 36,224,002.39 | 38,030,757.21 | 12,398,313.88 |
| - | 202,266.80 | 1,147,283.35 | 1,139,437.90 | 210,112.25 |
| | | | | |

19

| | | |
|--|--------------|--------------|
| | | |
| | | |
| | | |
| | 2,942,911.74 | 3,007,626.83 |
| | 121,967.78 | 110,275.98 |
| | 95,217.32 | 56,441.49 |
| | 38,086.93 | 22,576.60 |
| | 9,058.66 | 43,008.40 |
| | 57,130.39 | 33,864.90 |
| | 3,264,372.82 | 3,273,794.20 |

20

1

| | | |
|--|------------|------------|
| | | |
| | 80,000.00 | 80,000.00 |
| | 879,106.84 | 902,127.82 |
| | 959,106.84 | 982,127.82 |

2

1


1

21

| | | | | | |
|--|--------------|--|------------|--------------|----|
| | | | | | |
| | 6,436,960.43 | | 511,531.39 | 5,925,429.04 | |
| | 6,436,960.43 | | 511,531.39 | 5,925,429.04 | -- |

| | | | | | | |
|--|--|--|--|--|--|---|
| | | | | | | / |
|--|--|--|--|--|--|---|

| | | | | | | |
|--|--------------|--|------------|--|--------------|--|
| | 1,239,521.19 | | 74,743.95 | | 1,164,777.24 | |
| | 2,578,200.00 | | 214,850.00 | | 2,363,350.00 | |



| | | |
|--|------------|-------------|
| | 429,429.58 | -483,333.74 |
|--|------------|-------------|

| | | | |
|------|--------------|--|-----------------------|
| | 50,000.00 | | 2016 2 16 [2014]27 |
| | 3,200,000.00 | | [2017]20 |
| | 74,000.00 | | [2016]47 |
| 2016 | 2,000.00 | | ([2017]9 |
| | 26,101.00 | | [2015]151 |
| | 511,531.39 | | 21 |
| | 5,903,632.39 | | |

2

| | |
|--|---------------|
| | |
| | 49,699,685.68 |
| | 959.11 |
| | -751,147.43 |
| | 981,118.76 |
| | -1,010.78 |
| | 7,454,952.85 |
| | 7,684,872.51 |

38

39

~0 Ñ P D=0

| | | |
|--|--------------|--------------|
| | 1,329,220.00 | 46,600.00 |
| | 24,501.36 | 37,431.08 |
| | 8,716,039.70 | 8,859,827.74 |

3

| | | |
|--|--|------------|
| | | |
| | | 200,000.00 |
| | | 200,000.00 |

40

1

| | | |
|-----|----------------|----------------|
| | | |
| 1 | -- | -- |
| | 42,014,813.17 | 32,001,889.65 |
| | 2,360,401.94 | 2,476,009.56 |
| | 5,098,464.77 | 4,549,279.19 |
| | 303,888.95 | 303,506.82 |
| | 596,499.54 | 492,781.65 |
| “ ” | 207,919.84 | |
| “ ” | 1,328,464.56 | -368,785.09 |
| “ ” | -2,275,853.39 | |
| “ ” | 820,031.31 | -211,613.25 |
| “ ” | 249,844.09 | |
| “ ” | -29,341,653.58 | 2,544,824.07 |
| “ ” | -39,948,321.16 | -21,641,463.36 |
| “ ” | -562,461.53 | 6,444,085.54 |
| | -19,147,961.49 | 26,590,514.78 |
| 2 | -- | -- |

(1)

| | |
|--|--------------|
| | |
| | 1,500,000.00 |
| | 1,500,000.00 |

(2)

2017 1-6

77,240,926.20

486,473.78

77,727,399.98

1

1

| BROADEX TECHNOLOGIE S INC. | California | California | | 100.00% | | |
|----------------------------------|------------|------------|--|---------|--|--|

()

1.

2.

6 30

84.04%(2016 12 31 82.53%)

2017

()

1

1-3

3

4,864,737.71

4,864,737.71

4,864,737.71

4

1

/

| | [1] | 89,302.74 | | | 83,197.66 |
|--|------|-----------|--|--|-----------|
| | [2] | 89,102.86 | | | 90,232.28 |

[1]

[2]

“ ”

2

| | | 657,142.86 | 828,000.00 |
|--|--|------------|------------|

3

| | | 1,938,200.00 | 1,848,400.00 |
|--|--|--------------|--------------|

5

1

| | | 82,516.36 | 32,534.06 |
|--|--|-----------|-----------|
| | | 82,516.36 | 32,534.06 |

1

2

1

2

1

1

1

1)

2)

3)

2



| | | | | | | |
|--|----------------|----------------|----------------|---------------|--|----------------|
| | | | | | | |
| | 81,874,215.23 | 101,517,036.66 | 104,613,604.06 | 78,777,647.83 | | 183,391,251.89 |
| | 58,308,604.15 | 58,418,384.99 | 68,817,471.13 | 47,909,518.01 | | 116,726,989.14 |
| | 260,982,762.02 | | | | | |

2

1

2016 11 3

5.000
204b 0 TD 0 Tc [<010a /TT1 1 T1431079c0.67 0 TD -.033 0000(33 0 TD [<1c15033/TT5 1 Tfb990358381a1d66

| | | | | | | | | | | |
|--|--------|--|-------|--|-------|---------|--|------|--|------|
| | 461.38 | | 04.71 | | 56.67 | ,064.91 | | 8.48 | | 6.43 |
|--|--------|--|-------|--|-------|---------|--|------|--|------|

| | | | |
|-----|----------------|---------------|---------|
| | | | |
| 1 | | | |
| 1 | 139,721,711.86 | 8,383,302.77 | 6.00% |
| 1 2 | 707,898.23 | 106,184.73 | 15.00% |
| 2 3 | 1,530,620.12 | 459,186.04 | 30.00% |
| 3 | 4,988,176.35 | 4,988,176.35 | 100.00% |
| | 146,948,406.56 | 13,936,849.89 | 9.48% |

| | | | | |
|--|--------------|--------------|---------|--|
| | | | (%) | |
| | 5,207,054.82 | 5,207,054.82 | 100.00% | |
| | 5,207,054.82 | 5,207,054.82 | | |

2

2,095,466.23

3

| | | |
|--|--|--|
| | | |
|--|--|--|

-

| | | | | |
|---|---|------------|------------|---------|
| 1 | 2 | 48,446.00 | 7,266.90 | 15.00% |
| 2 | 3 | 65,000.00 | 19,500.00 | 30.00% |
| 3 | | 154,626.97 | 154,626.97 | 100.00% |
| | | 359,242.93 | 186,864.07 | 52.02% |

2

-21,117.20

3

| | | | |
|--|--|--------------|--------------|
| | | | |
| | | 245,646.97 | 303,312.02 |
| | | 113,595.96 | 165,738.93 |
| | | 1,720,995.06 | 636,635.98 |
| | | 2,080,237.99 | 1,105,686.93 |

4

| | | | | | |
|--|----|--------------|-----|--------|------------|
| | | | | | |
| | | 1,720,995.06 | 1 | 82.73% | |
| | | 100,000.00 | 3 | 4.81% | 100,000.00 |
| | | 57,520.00 | 1 | 2.77% | 3,451.20 |
| | | 20,000.00 | 2-3 | 0.96% | 6,000.00 |
| | | 20,000.00 | 3 | 0.96% | 20,000.00 |
| | -- | 1,918,515.06 | -- | 92.23% | 129,451.20 |

3

| | 613,700.00 | | 613,700.00 | 25,613,700.00 | | 25,613,700.00 |
|--|------------|--|------------|---------------|--|---------------|
| | 613,700.00 | | 613,700.00 | 25,613,700.00 | | 25,613,700.00 |

1

| | | | |
|--|--|--|--|
| | | | |
|--|--|--|--|

| | | |
|--|--------------|--|
| | | |
| | -207,919.84 | |
| | 26,684.82 | |
| | 5,903,632.39 | |
| | 2,273,935.78 | |
| | -10,436.00 | |
| | M | |

